


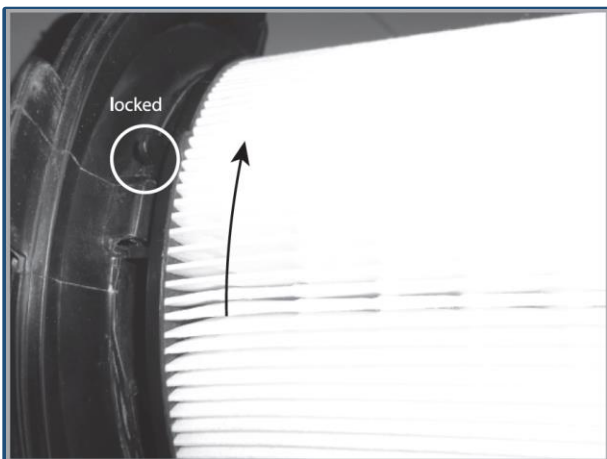
E1451L




Place the filter on the housing as shown



Push the filter firmly and rotate clockwise until locking pin clicks



Make sure that the locking of the filter is correct on all 3 positions



To remove, press the locking pin and rotate the filter counter-clockwise